

Q&A

Q To what extent should we rinse the insides of plastic containers and packaging before putting them out?

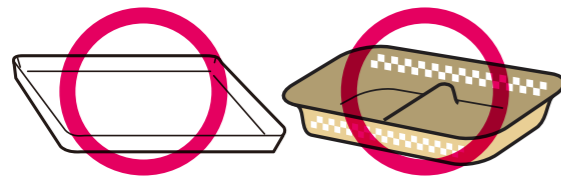
A As for meal box packages and food trays, rinse lightly until rice or any solid food does not remain.

Q Is it OK to just rinse the insides of cooking oil bottles lightly?

A Use up the oil and rinse the bottle until oil does not drip out when you hold the bottle upside down. If it is hard to rinse out the remaining oil, put the bottle out as Non-burnable garbage.

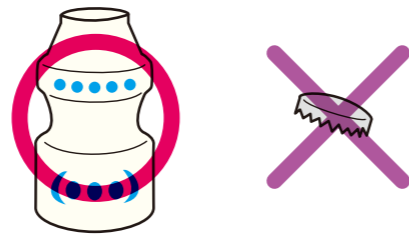
Q Are colored food trays to be put out as the plastic packaging category?

A Yes, Ogaki City collects all trays of any color. (Please note that some supermarkets collect only white food trays.)




Q What should we do with the silver paper tops of milk product drinks?

A Please remove completely and put out the silver paper tops as burnable garbage.



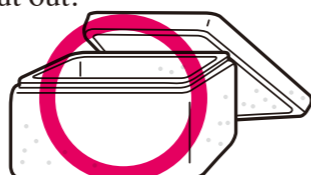
Q Is it necessary to remove the labels and price stickers from the items?

A No, it is not necessary. Plastic items can be put out with labels and price stickers still on them.



Q Can the styrene foam boxes which contain fish and seafood be put out as this category?

A Yes, they can be. If the box is very large, please cut it into some pieces and put out.



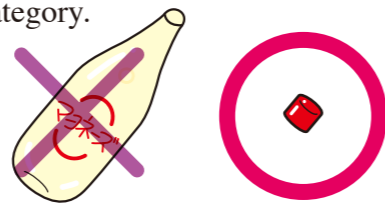
Q Can we put several plastic items in a polyvinyl bag and put it in the collection container?

A No, you cannot. We do not collect polyvinyl bags as this category. So do not put plastic items in vinyl bags when you put them out.



Q I understand that mayonnaise tubes and toothpaste tubes are not included in this category. But what about their caps?

A Plastic caps can be put out as this category.



Ogaki City will collect “plastic containers and packages” as a new category separated from other garbage, starting April 1st, 2012.

Please see the leaflet titled How to classify household garbage/how to dispose of garbage and the Collection Dates on the back side of the leaflet and confirm the collection dates of your area.

Inquiries Refuse Disposal Center ☎89-4124



“Plastic containers and packages” are the containers and food packaging branded with Plastic mark. Ogaki City will start to specifically collect plastic bottles, cups, food trays and packaging separated as one category.



Plastic bottles

※Remove caps and nozzles and put them into the collection box together with the bottles.



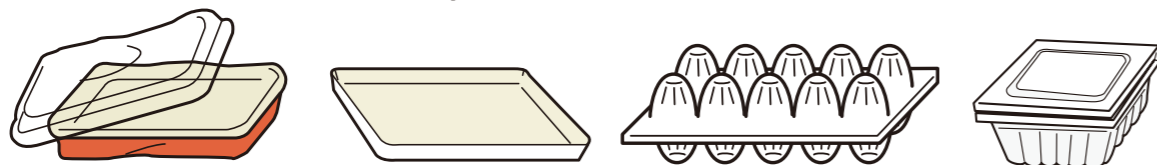
Bottles of cooking oils, dressing, kitchen cleansers, and shampoo

Plastic cups



Containers of instant noodles, tofu, puddings and jellies, and soft drinks

Plastic food trays and cartons



Food trays and packaging, egg cartons, natto packages, styrene foam food containers, etc. (Notice! Styrene foam for cushioning shall be put out as burnable garbage.)

【Please note when putting out these items】


- ① Rinse inside lightly and dry before putting them out.
- ② You do not have to separate and bundle plastic bottles, cups, trays and food packaging when you put them out.
- ③ Be sure to put them out on designated collection dates (twice a month).

※Put out the caps of pet-bottles together with plastic bottles, cups, and trays.

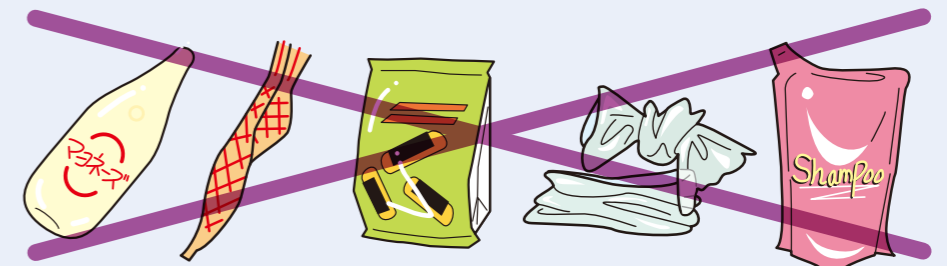
※For collection, the pet-bottle collection container will be reused.

Items that will not be collected as this plastic category

- Plastic containers and packaging made of plastic other than bottles, cups and trays.
- Items that are soiled or whose contents cannot be removed.
- Items that are made of multiple materials like a snack bag made of plastic and aluminum foil.

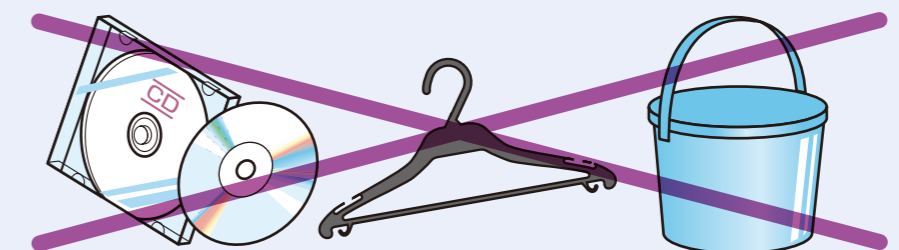


【Examples】



Tubes, snack bags, fruit nettings, food wrapping films, re-fill packages

- General plastic-made items that are not branded with plastic symbol.



Put out these items with Burnable garbage.

